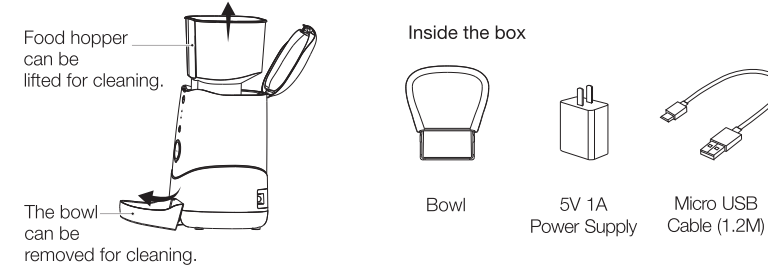
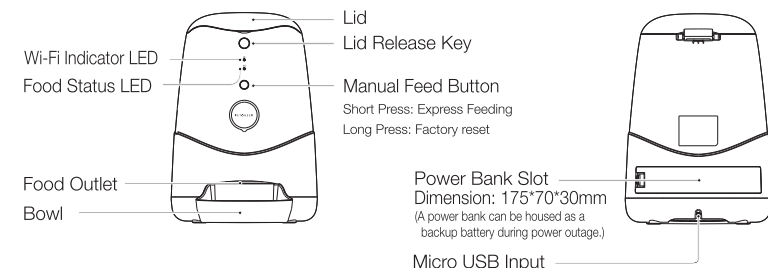


### Nutri Smart Pet Feeder User Manual 宠物智能喂食器 使用说明书

Model / 型号: PF004

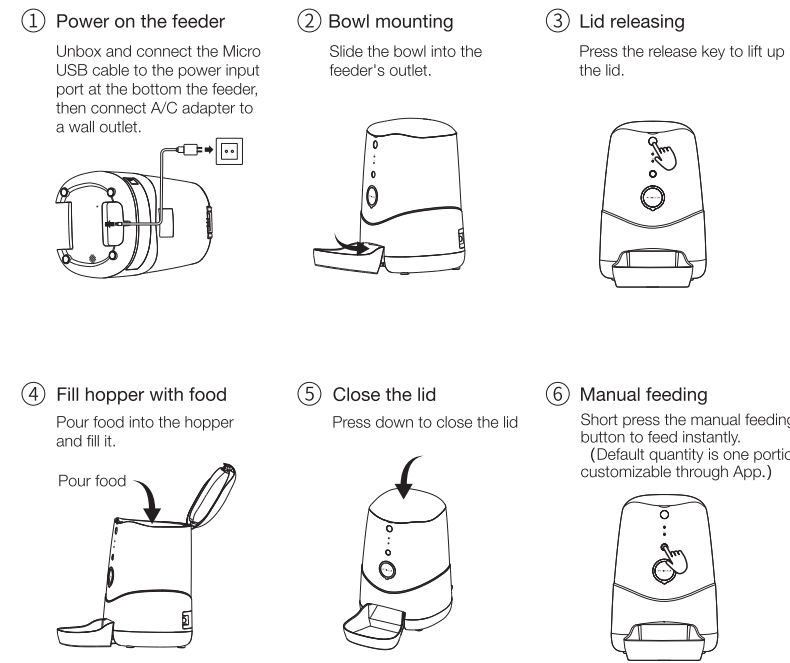
Please read this manual carefully before using.  
Keep the manual in a safe place for future reference.  
使用前请仔细阅读本使用说明书,并妥善保管

## 01 / Meet your smart feeder



EN

## 02 / Operations



EN

## 03 / Quick Setup



EN

EN

## 04 / LED Status

LED Status	Specification
Off	The food is more than 20%
Fast blinking red	The food is less than 20%
Steady red	Out of food

Manufacturer: SkyRC Technology Co., Ltd.  
Address: 4,5,8/F, Building No.4, Meitai Science Park, Guanguang South Road, Guihua, Guanlan, Longhua New District, Shenzhen 518110, China

EN

EN

## 05 / Precautions

- Please use it in the indoor environment;
- Do not drop anything other than dry food into the food hopper. Otherwise, there is a risk of dysfunction or mistaken feeding;
- To prevent feeder from being hit by pets, it is recommended to place the feeder at the corner or against the wall;
- Please shield or organize the power cord well to prevent the pet from biting the cable and causing dangerous situations such as electric shock;
- Do not disassemble or modify the device yourself;
- This product is only suitable for DRY FOOD, and WET FOOD is prohibited.
- This feeder is suitable for cats or small and medium-size dogs;
- The pet food's shape and density will cause some deviations from the food hopper's capacity and the feeding unit's quantity.
- After each fill-up of the hopper, there may be deviation of two portions at the initial feeding time. It is recommended to calibrate manually! (Click the manual feeding button until food is fed!)
- Due to some power bank will go into sleep mode, the feeder may not be awakened if it is not working. This will result in a power outage. Please make sure that the power bank can last for a long time when connected to the feeder.

## 06 / Certifications

**FCC Instructions:**  
This product has been tested and found to comply with the limits for a Class B digital device, pursuant to Part 15 of the FCC Rules. These limits are designed to provide reasonable protection against harmful interference in a residential installation. This product generates, uses and can radiate radio frequency energy and, if not installed and used in accordance with the instructions, may cause harmful interference to radio communications. However, there is no guarantee that interference will not occur in a particular installation. If the product does cause harmful interference to radio or television reception, which can be determined by turning the equipment off and on, the user is encouraged to try to correct the interference by one or more of the following measures:

- Reorient or relocate the receiving antenna.
- Increase the separation between the product and receiver.
- Connect the product into an outlet on a circuit different from that to which the receiver is connected.
- Consult the dealer or an experienced radio/TV technician for help.

This device complies with Part 15 of the FCC Rules. Operation is subject to the following two conditions:  
(1) this device may not cause harmful interference, and  
(2) this device must accept any interference received, including interference that may cause undesired operation.

**Warning:** Changes or modifications not expressly approved by the party responsible for compliance could void the user's authority to operate the product.

**FCC Radiation Exposure Statement:**  
The equipment complies with FCC Radiation exposure limits set forth for uncontrolled environment. This equipment should be installed and operated with minimum distance 20cm between the radiator and your body.

**Environmental Conditions**  
Operating Temperature: 14 °F to 131 °F, (-10 °C to 55 °C) (indoor only)  
SkyRC Technology Co., Ltd. declares that this Nutri(PF004), is in compliance with the essential requirements and other relevant provisions of the Radio Equipment Directive (2014/53/EU).

**Environment friendly disposal**  
You can help protect the environment!  
Please remember to respect your local regulations: dispose of nonfunctional electrical equipment with an appropriate waste disposal center.

**Manufacturer: SkyRC Technology Co., Ltd.**  
4, 5, 8 Floor, Building 4, Meitai Science Park, Guanguang Road, Guanlan, Longhua District, Shenzhen, China.

**Read all the instructions**  
When using electrical appliances, basic safety precautions should always be followed, including the following:  
1. Do not touch hot surfaces. Use handles.  
2. To protect against electric shock do not immerse cord, plug into water or other liquid.  
3. Close supervision is necessary when any appliance is used by or near children.  
4. Unplug from outlet when not in use and before cleaning. Allow to cool before putting on or

EN

EN

taking off parts, and before cleaning the appliance.  
5. Do not operate any appliance with a damaged cord or plug, should the appliance malfunction, or if it has been damaged in any manner. Return appliance to the nearest authorized service facility for examination, repair or adjustment.  
6. The use of the accessory attachments is not recommended by the appliance manufacturer as it may cause injuries.  
7. Do not use outdoors.  
8. Do not let the cord hang over edge of table or counter, or touch hot surfaces.  
9. Do not place on or near a hot gas or electric burner, or in a heated oven.  
10. Always attach plug to appliance first, then plug cord into the wall outlet.  
11. Do not use the appliance for other than intended use.  
12. WARNING: Never leave the appliance unattended whilst in use.  
13. Warning: keep the supply cord away from heating tip and metal enclosure while using.  
14. This appliance is not intended for use by persons (including children) with reduced physical, sensory or mental capabilities, or lack of experience and knowledge, unless they have been given supervision or instructions concerning use of the appliance by a person responsible for their safety.  
15. Children should be supervised to ensure that they do not play with the appliance.  
16. If the SUPPLY CORD is damaged, it must be replaced by the manufacturer, its service agent or similarly qualified persons in order to avoid a hazard.  
17. WARNING: This tool must be placed on its stand when not in use.  
SAVE THESE INSTRUCTIONS.  
For the purposes of supply by Adapter, only use the detachable supply unit provided with this appliance:  
Manufacturer: Dong Guan City GangQi Electronic CO., LTD.  
Model: GQ06-050100-CG  
Input: 100-240V-50/60Hz, 0.3A Max  
Output: 5.0V=1.0A 5.0W

## 07 / Warranty Terms

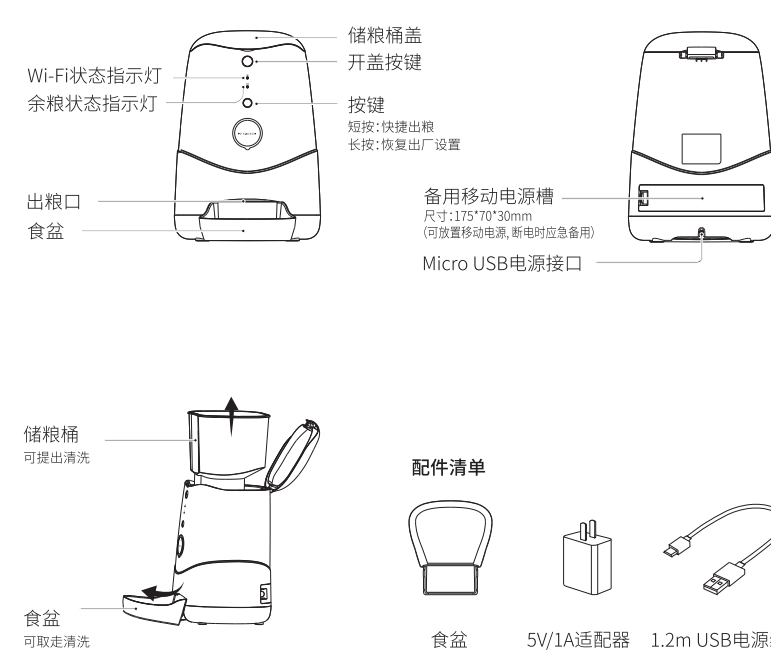
Within the period of warranty, if the product fails with no fault of user operations, it will be repaired at Petoneer's expense. The warranty will not cover product failure in examples below:  
1). Intentional damage to the product by the user or third party  
2). Failure to operate or maintain the product following the (Q/G) Quick Installation Guide Instructions.  
3). Failure by natural wear and tear including but not limited to scratching, corrosion, oxidation and rusting.  
4). Failure by non-authorized repair of the product including but not limited to user's own or third-party repairing attempts or modifications.

All Pictures shown in the manual are for illustration purpose only.  
Actual product may vary due to product enhancement.

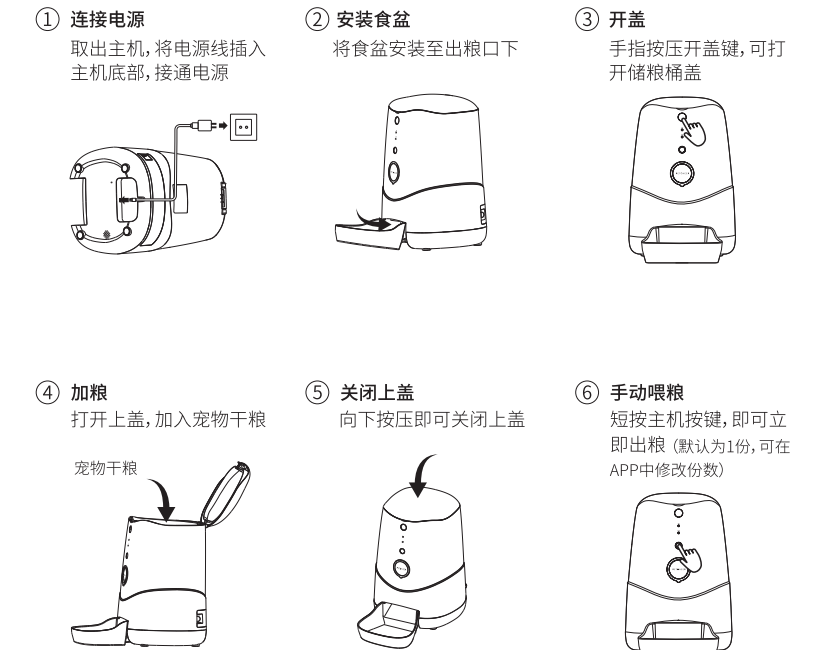
EN

EN

## 01 / 产品概览



## 02 / 使用操作

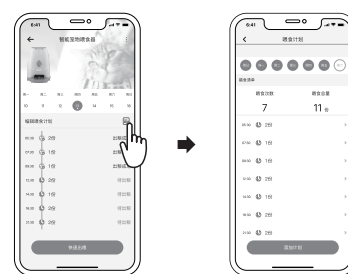


中文

中文

## 03 / 快速添加设备

- 扫描右侧二维码, 按照提示下载安装“Petoneer”APP, 并注册登陆账号。
- 通电后, Wi-Fi指示灯快闪, 进入配置模式, 请打开“Petoneer”APP, 点击“+”按照提示进行设置。



注意: (1) 喂食器不支持5GHz路由器, 请使用2.4GHz路由器  
(2) 若通电开机后Wi-Fi指示灯不在快闪状态, 请长按按键, 直至指示灯快闪

中文

中文

## 04 / 余量状态指示灯与参数

余量状态指示灯	基本参数
红色熄灭	余粮约大于20%
红色快闪	余粮约小于20%
红色常亮	余粮用尽

制造商: 天空创新科技(深圳)有限公司  
制造地址: 深圳市龙华区观澜街道桂花社区观光路美泰工业园4栋4,5,8层

## 05 / 注意事项

- 请在室内环境使用。
- 请勿将宠物干粮以外的物品放入储粮桶, 以免造成设备异常或宠物误食。
- 为防宠物扑倒, 建议将喂食器放置角落或靠墙处。
- 请做好电源线遮挡或收纳, 以防宠物撕咬电线。
- 请勿自行拆解或修改装置。
- 此产品只适用宠物干粮。
- 本机适用于猫或中小型犬。
- 各品牌宠粮形状及密度各不相同, 更换不同品牌宠粮时请务必先验证出粮量。
- 在空粮桶中加入宠粮后, 首次出粮量可能会有两份左右偏差, 请点击手动出粮按钮直至出粮。
- 因部分移动电源有休眠功能, 喂食器在不工作状态下将不被唤醒, 造成无法供电, 请确保移动电源连接喂食器时可以长时间供电。

## 06 / 保修条款

在保修期限内, 对于正常使用Petoneer产品过程中, 由于非人为导致的损坏, 所产生的维修费用和人工费用, 由Petoneer承担。以下情况导致的维修不在保修条款包含中。  
(1) 故意行为导致的损坏。  
(2) 未按照产品使用说明书指引使用、保养产品。  
(3) 设备正常磨损、腐蚀、氧化、锈垢、损耗等原因导致的损失。  
(4) 因在非Petoneer授权维修代理店或用户自身进行维修、改造、清洗而造成的损坏。

(为了提供更好的产品, 我们会定期进行产品改良, 产品实物可能与说明书有差异。)

www.petoneer.com

中文